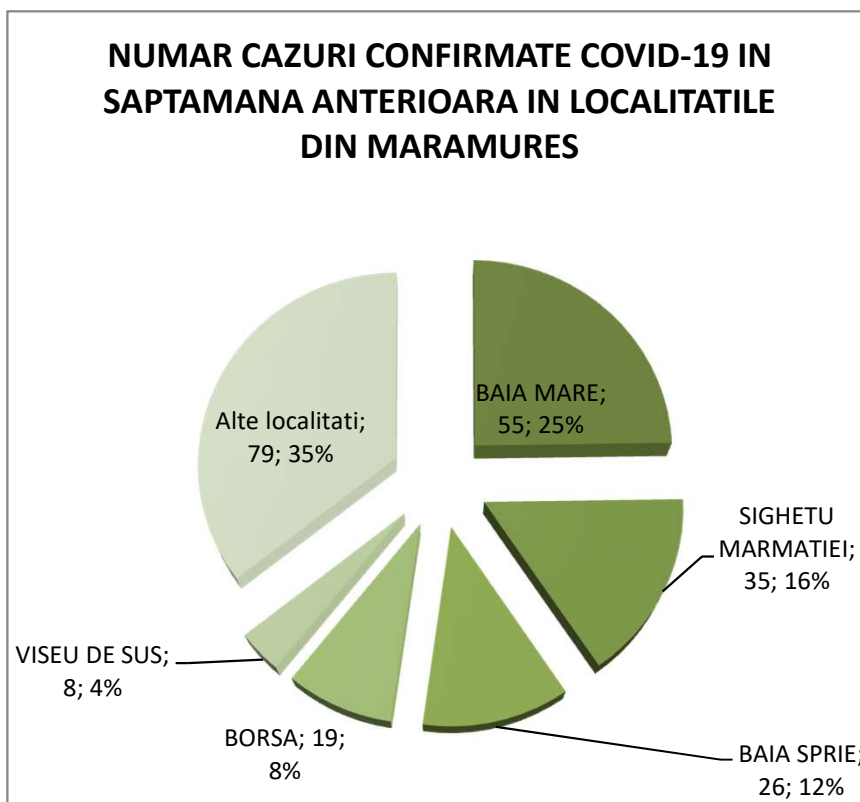
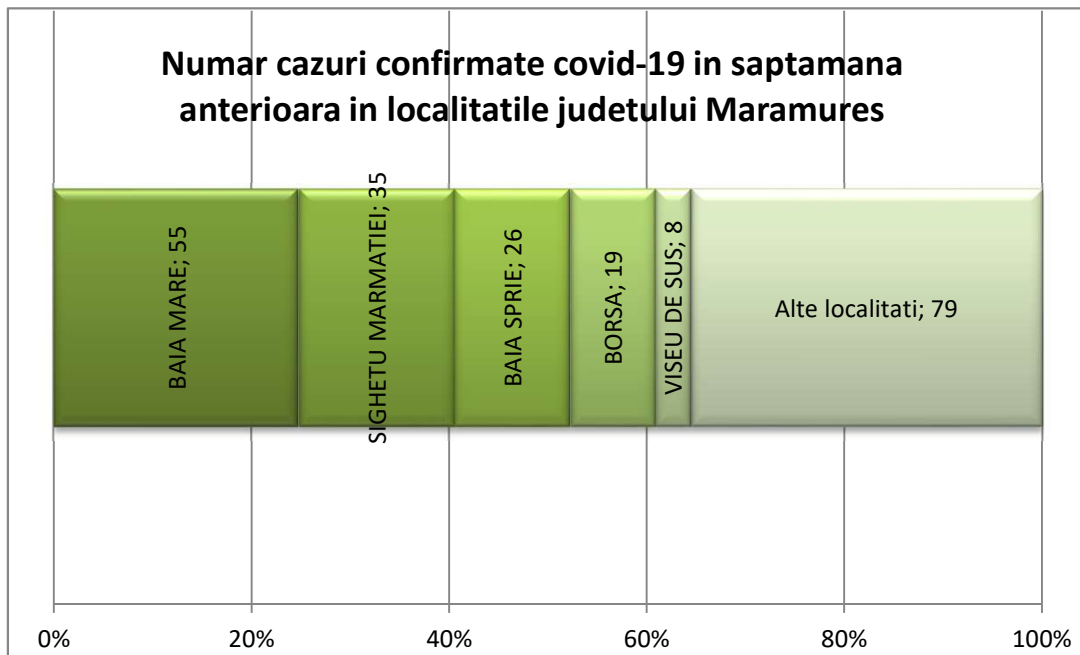


### Covid 19 Raport saptamanal de supraveghere Date raportate pana la data de 04.10.2020 in judetul Maramures

In saptamana 28.09.2020 - 04.10.2020, in judetul Maramures s-au inregistrat un numar de 222 cazuri confirmate Covid-19.

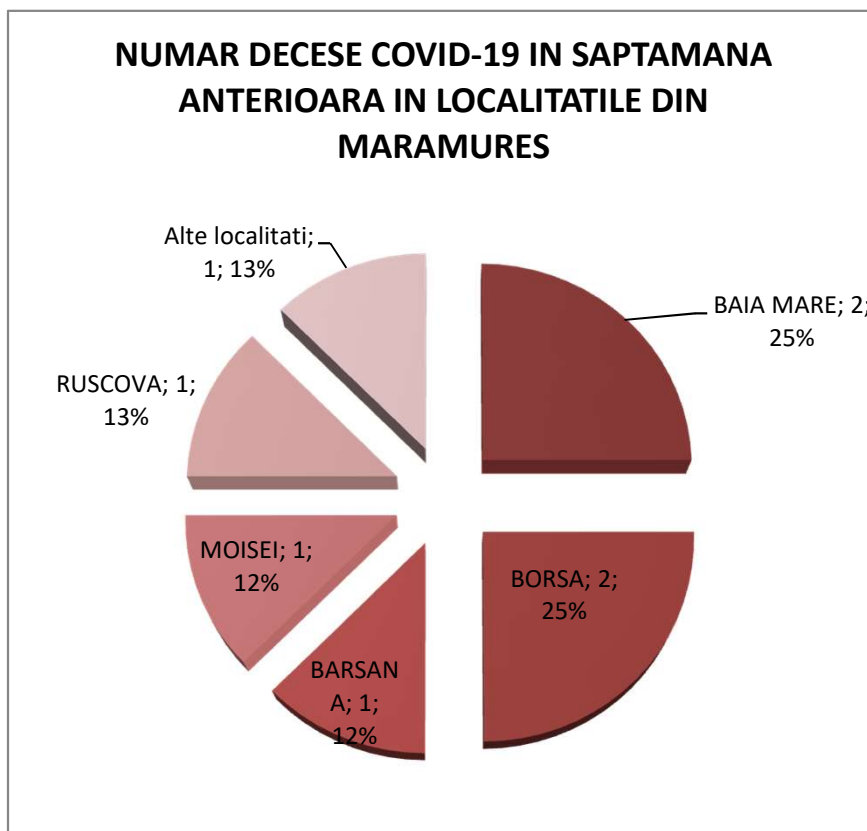
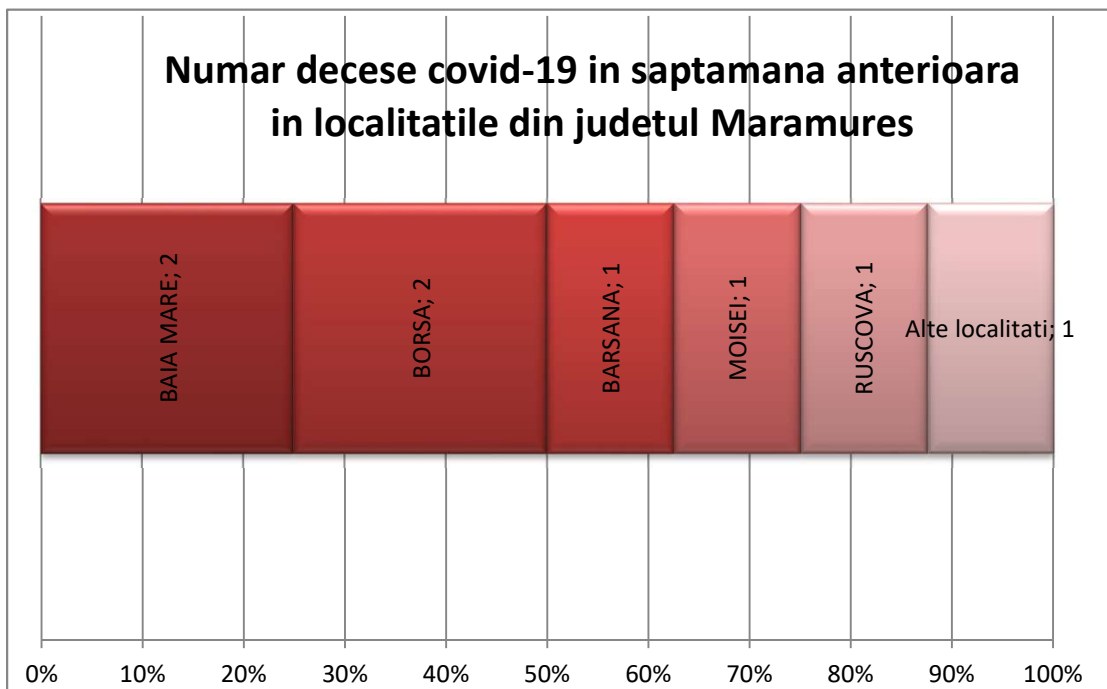
In aceasta saptamana , 64.41% din totalul cazurilor confirmate s-au inregistrat in localitatile BAIJA MARE, SIGHETU MARMATIEI, BAIJA SPRIE, BORSA si VISEU DE SUS.



### Covid 19 Raport saptamanal de supraveghere Date raportate pana la data de 04.10.2020 in judetul Maramures

In saptamana 28.09.2020 - 04.10.2020, in judetul Maramures s-au inregistrat un numar de 8 decese Covid-19.

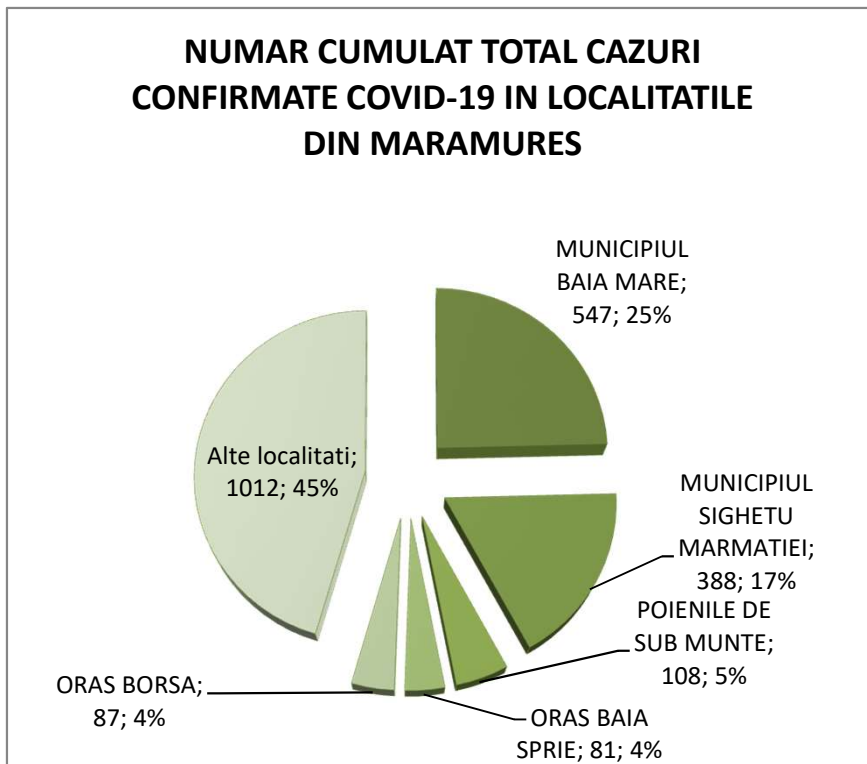
In aceasta saptamana , 87.5% din totalul deceselor s-au inregistrat in localitatile BAIA MARE, BORSA, BARSANA, MOISEI si RUSCOVA.



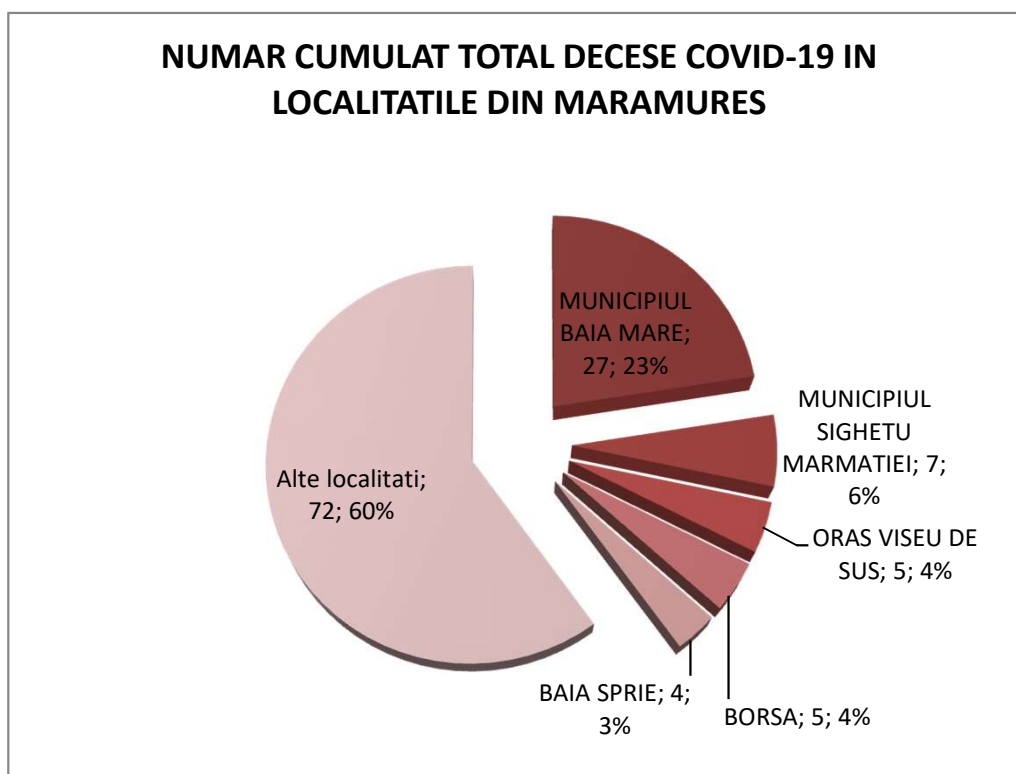
## Covid 19 Raport saptamanal de supraveghere

### Date raportate pana la data de 04.10.2020 in judetul Maramures

In perioada cuprinsa intre luna martie 2020 si data de 04.10.2020, in judetul Maramures s-au inregistrat un numar total de 2223 cazuri confirmate Covid-19.

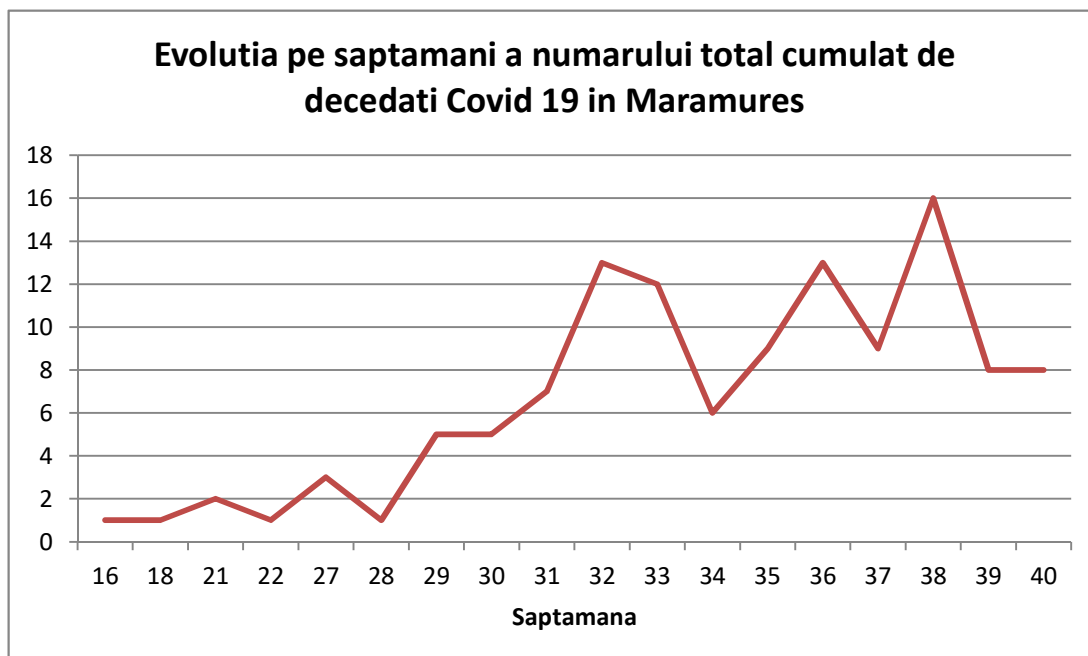
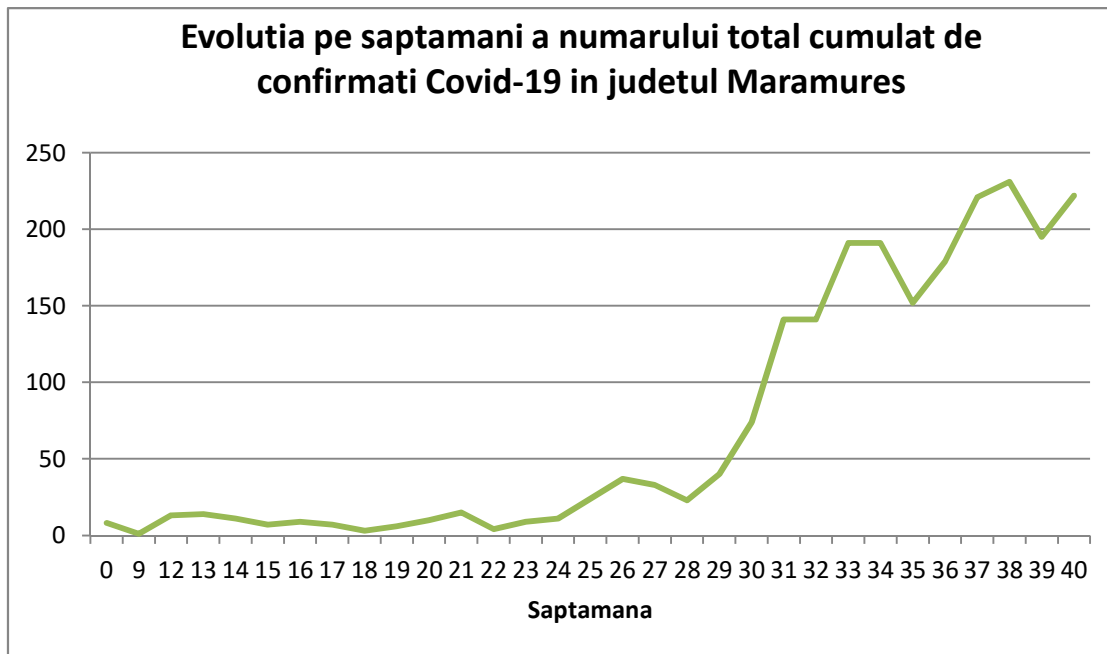


De la inceputul pandemiei Covid-19 pana la data de 04.10.2020, in judetul Maramures s-au inregistrat un numar total de 120 decese Covid-19.



### Covid 19 Raport saptamanal de supraveghere Date raportate pana la data de 04.10.2020 in judetul Maramures

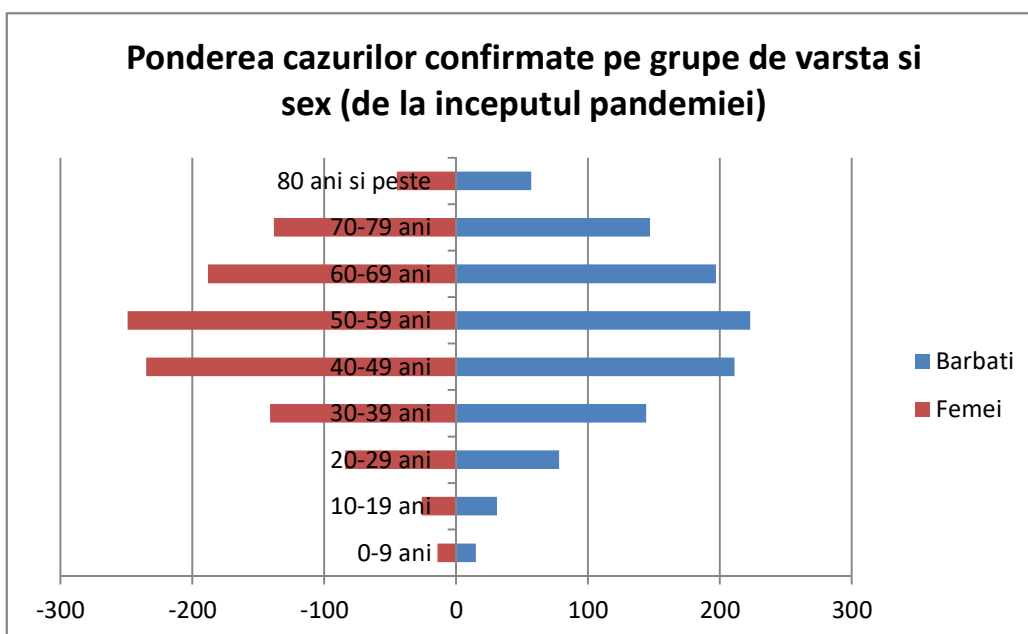
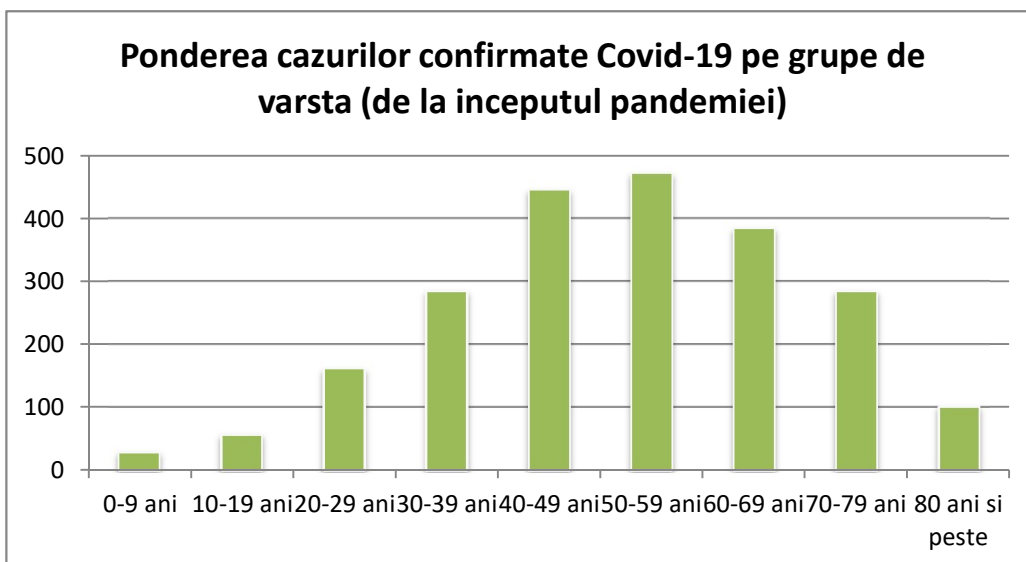
Graficele de mai jos arata evolutia pe saptamani a numarului total cumulat de confirmati si decese Covid-19 in judetul Maramures de la inceputul pandemiei Covid-19 pana la data de 04.10.2020 :



## Covid 19 Raport saptamanal de supraveghere Date raportate pana la data de 04.10.2020 in judetul Maramures

Analiza pe varste si sex a cazurilor confirmate Covid-19 in judetul Maramures de la inceputul pandemiei pana la data de 04.10.2020 :

Varsta	TOTAL	Barbati	Femei
0-9 ani	29	15	14
10-19 ani	57	31	26
20-29 ani	162	78	84
30-39 ani	285	144	141
40-49 ani	446	211	235
50-59 ani	472	223	249
60-69 ani	385	197	188
70-79 ani	285	147	138
80 ani si peste	102	57	45
total	2223	1103	1120

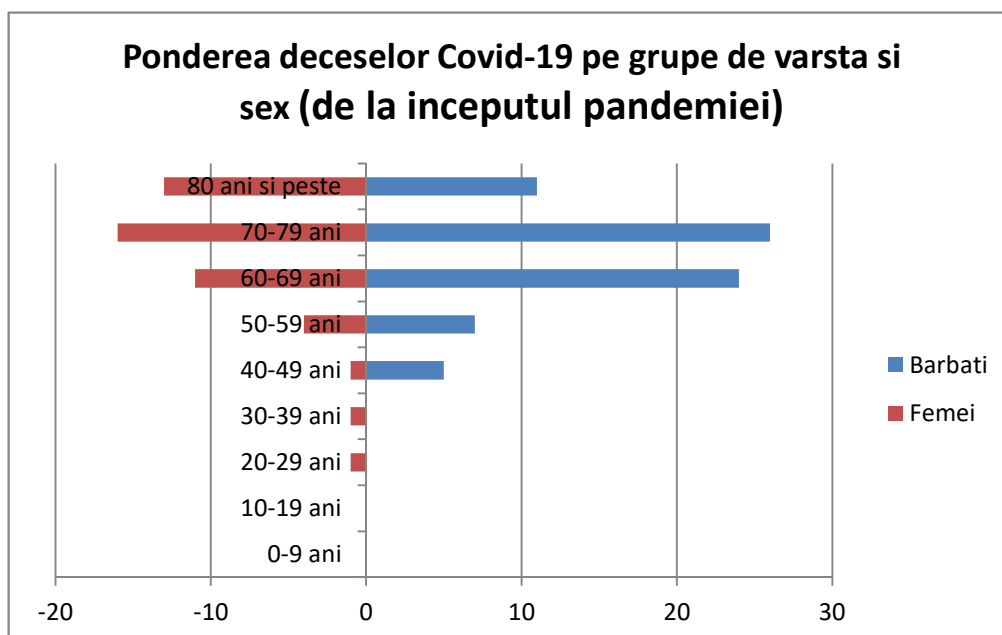
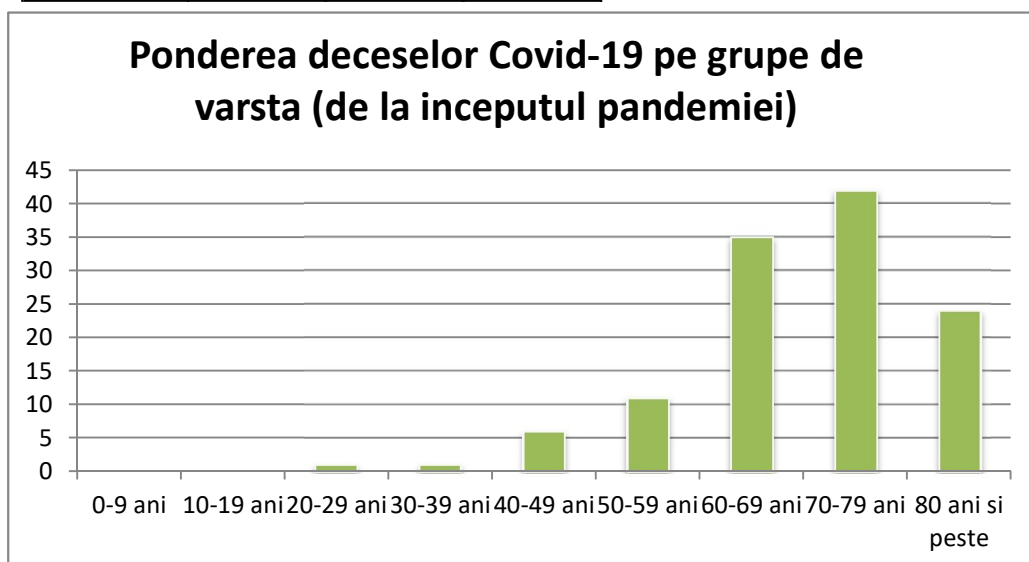


## Covid 19 Raport saptamanal de supraveghere

### Date raportate pana la data de 04.10.2020 in judetul Maramures

Analiza pe varste si sex a deceselor Covid-19 in judetul Maramures de la inceputul pandemiei pana la data de 04.10.2020 :

Varsta	TOTAL	Barbati	Femei
0-9 ani	0	0	0
10-19 ani	0	0	0
20-29 ani	1	0	1
30-39 ani	1	0	1
40-49 ani	6	5	1
50-59 ani	11	7	4
60-69 ani	35	24	11
70-79 ani	42	26	16
80 ani si peste	24	11	13
total	120	73	47



**Covid 19 Raport saptamanal de supraveghere**  
**Date raportate pana la data de 04.10.2020 in judetul Maramures**

Analiza pe varste, sex si comorbiditati a deceselor Covid-19 din judetul Maramures de la inceputul pandemiei pana la data de 04.10.2020 este prezentata in tabelul urmator:

<b>Numar total decese</b>	<b>numar</b>	<b>%</b>
Total decese Covid-19	120	
decese la barbati	73	60.83
decese persoane peste 60 ani	101	84.17
Decese persoane cu cel putin o comorbiditate	107	89.17
afectiuni cardiovasculare	68	56.67
diabet	44	36.67
afectiuni neorologice	19	15.83
afectiuni renale	16	13.33
obezitate	33	27.5
afectiuni pulmonare	23	19.17
neoplasm	11	9.17
alte comorbiditati	49	40.83